


Dismantled pieces sample.



1. Divide the three parts of object B.



2. Insert the middle part of B inside the hole of object A.



3. Hold the pieces with your hands and turn them down. Hold the corresponding part of object B to the middle piece, under the object A.



4. Turn the pieces back to their original position and add the third piece of the object B, without fixing it.



5. Insert object E through object B.



6. Fix the last piece of object B, holding object E.




7. Insert the corresponding rails to object D through the object E, like in the picture.




8. Do the same with the corresponding rails of object C.



9. Low the lock of the object E for fixing the rails.



10. The structure is ready.



10. Hold the frame to the end of the rails.