
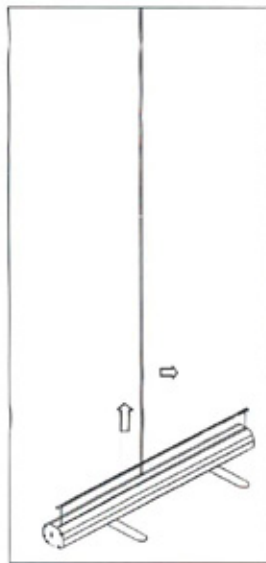
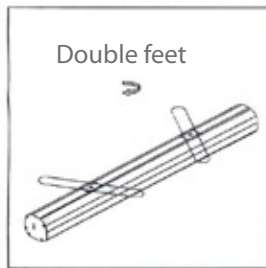


### Parts



### Instructions



The graphic is pulled up according to the direction.

Put on the three-section pole and then draw out the graphic.

Top Bar Graphic Rail



If you want to know the installation and change off the graphic, please see the illustration printed on the introducing paper.

**NOTE: CHECK THE SIZES OF IMPRESSION BEFORE THE MOUNT.**